

PCB Through-Hole Conductivity without Chemicals LPKF ProConduct



Through-Hole Plating without Chemicals

The LPKF ProConduct introduces revolutionary technology to produce plated through-holes, which does not require a plating tank or potentially hazardous processing chemicals. This compact system is extremely fast and easy to use. Its rapid parallel processing method delivers completely safe, reliable and thermally stable via plating results for double-sided or multilayer boards.

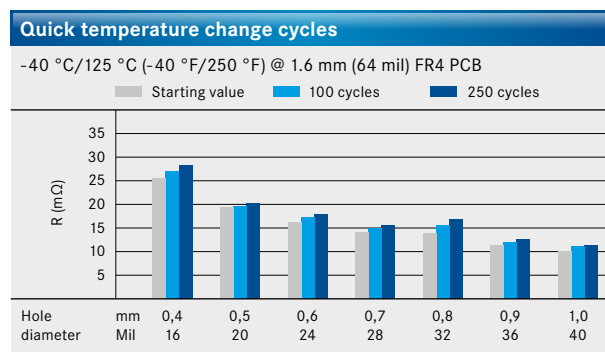
Easy to Handle

Circuit board prototypes can be easily fabricated in-house in a single day when the LPKF ProConduct system is combined with an LPKF ProtoMat circuit board plotter. In-house PCB prototyping gets your designs to market faster by eliminating production delays and high costs that can occur with outside vendors. It also makes your precious design data secure by keeping it under your control.

Perfect Results with Advanced Technology

LPKF ProConduct uses specially-developed plating technology to rapidly plate vias as small as 0.4 mm (15 mil) up to aspect ratio of 1:4. Even smaller holes are possible under special conditions. The entire process can be completed in just a few minutes for double-sided and even multilayer boards.

The electrical resistance of LPKF ProConduct plating is extremely low with 19.2 mΩ depending on the material thickness.

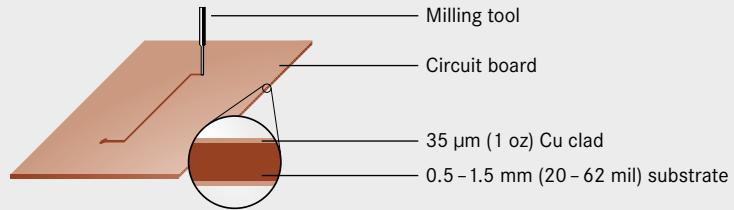


Basis: Double-sided FR4 PCB with 35 μm (1 oz/ft²) copper

LPKF ProConduct uses a specially-developed conductive polymer to quickly and easily plate vias in as little as three minutes. These are the simple processing steps:

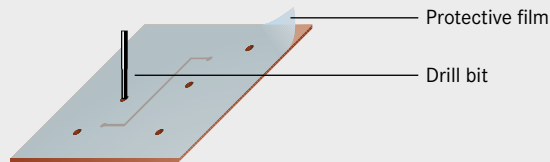
1. Mill the board

Mill the board layout using a LPKF circuit board plotter.



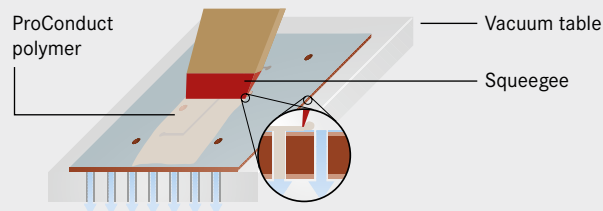
2. Apply the protective film and drill the holes

Apply a special protective film to the surface of a milled PCB and drill the through-holes.



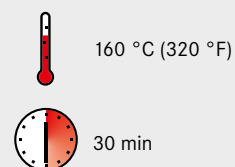
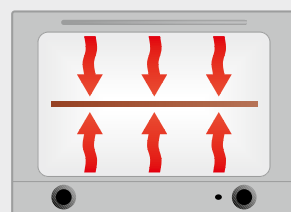
3. Apply the conductive polymer

Secure the board to the vacuum table and apply the conductive polymer to the protective film with the squeegee provided. The vacuum process draws the polymer through the holes. The board can be flipped and polymer can be applied to the opposite side to ensure that the holes are completely coated.



4. Cure the treated PCB

Remove the film after the conductive polymer is applied, then insert the board into a hot-air oven for 30 minutes to cure the treated PCB. After the board has cooled for a few minutes it can be populated with components and tested.



Technical Specifications: LPKF ProConduct

Max. material size	229 mm x 305 mm (9" x 12")
Min. hole diameter	0.4 mm (15 mil) up to an aspect ratio of 1:4 ^a
Number of plated holes	No limit
Number of layers	4
Solderability	Reflow soldering 250 °C (482 °F), manual soldering 380 °C (716 °F) ^b
Base material types	FR4, RF- and microwave materials (incl. PTFE-based materials)
Processing time	Approx. 35 min
Electric resistance (Hole diameter 0.4 – 1.0 mm at 1.6 mm / 63 mil material thickness)	Average 19.2 mΩ with standard deviation of 7.7 mΩ

a Smaller hole diameters upon request

Technical specifications subject to change.

b Soldering agent recommendation upon request



LPKF ProConduct
Part no. 115790

LPKF desktop vacuum table
Part no. 115878

Hot-air oven
Part no. 115877

LPKF vacuum pump
Part no. 114647

Worldwide (LPKF Headquarters)
LPKF Laser & Electronics AG Osteriede 7 30827 Garbsen Germany
Phone +49 (5131) 7095-0 Fax +49 (5131) 7095-90 info@lpkf.com
www.lpkf.com

LPKF Laser & Electronics AG sells and markets products and provides support in more than 50 countries. Find your local representative at www.lpkf.com.

North / Central America
LPKF Laser & Electronics North America
Phone +1 (800) 345-LPKF Fax +1 (503) 682-7151 sales@lpkfusa.com
www.lpkfusa.com

China
LPKF Tianjin Co., Ltd.
Phone +86 (22) 2378-5318 Fax +86 (22) 2378-5398 sales@lpkf.cn
www.lpkf.cn

© LPKF Laser & Electronics AG, LPKF reserves the right to modify the specifications and other product information without giving notice. Systems and products supplied by LPKF and its subsidiaries are covered by valid or pending US and other foreign patents. Product names are only used for identification and could be trademarks or registered brand names of the companies involved.